


# PREMIUM SERVER RSF



RSF-42-80/10A

➤ The **PREMIUM Server RSF** rack has been designed as a pure server cabinet for data centers, equipment rooms and network or telecommunication closets. RSF's heavy-duty, all-welded design and up to 1500 kg load rating are perfect for accommodating heavy equipment. RSF is designed to work with both Conteg's cooling and airflow optimization solutions and flexible cable management systems. RSF can be used with many complementary systems (e.g. Intelligent Power PDUs), making your servers safe and secure.



## MAIN ADVANTAGES

- Pure server rack for heavy IT hardware (up to 1500 kg in weight and 52U in height)
- Fully configurable
- Unmatched 86% door perforation ratio decreases server fan power consumption
- Two unique extrusion types allow you to choose the best solution for your application

COLOR SAMPLER:  RAL 9005

RAL 7035

## DESCRIPTION:

### Sizes

- Height: 27, 42, 45, 48, 52U (52U not available for 800 mm depth)
- Width: 600, 800 mm
- Depth: 800, 1000, 1200 mm (1200 mm not available for 27U)

### Construction

- Welded-frame design
- 1.5 & 2.0 mm sheet steel

### Load rating

- 1500 kg balanced load (1000 kg for 27U only)

### 19" Vertical extrusions

- 2 pairs of sliding 19" vertical A-type (600 or 800 mm) extrusions without horizontal holders (for 800 mm provide additional 24U of installation space – valid for racks 42U and taller), adjustable from inside
- Options: 2 pairs of sliding 19" vertical L-type (600 mm) or P-type (800 mm) extrusions (provide additional 12U of installation space – valid for racks 42U and taller), adjustable from inside. Rear pair of vertical extrusions are divided into 3 parts (according to rack height) for individual settings (according to server depth).

### IP rating

- Standard IP20
- IP40 when solid doors or panels applied
- Options: up to IP54 with multipoint lock only
- A/C-ready – IP54 when A/C unit installed with multipoint lock only

### Colors

- Standard RAL 9005 and 7035

### Front door

- Vented door – perforation rate 86%
- Swivel handle lock – DIN profile, universal key 333, multipoint; optional combination lock or electronic locks, single or multipoint
- Door opening angle 180°
- Easy re-hanging to open on right or left
- Options: glass, steel, perforated, glass with perforation, vertically divided door

### Rear door

- Vented door – perforation rate 86%
- Swivel handle lock – DIN profile, universal key 333, multipoint; optional combination lock or electronic locks, single or multipoint
- Option: replaceable with full range of front doors and panels

### Side panels

- Removable with locks

### Top plate

- Single-piece design, removable
- 4" (100 mm) rounded cable entry in every corner covered by plastic cap
- 300x100 mm cable entries covered with removable blank sheet steel panels

### Bottom plate

- Segmented design, removable
- 4" (100 mm) rounded cable entry in every corner covered by plastic caps
- 300x100 mm cable entries covered with removable blank sheet steel panels

### Feet

- Adjustable feet standard; plinth or plinth with filter optional

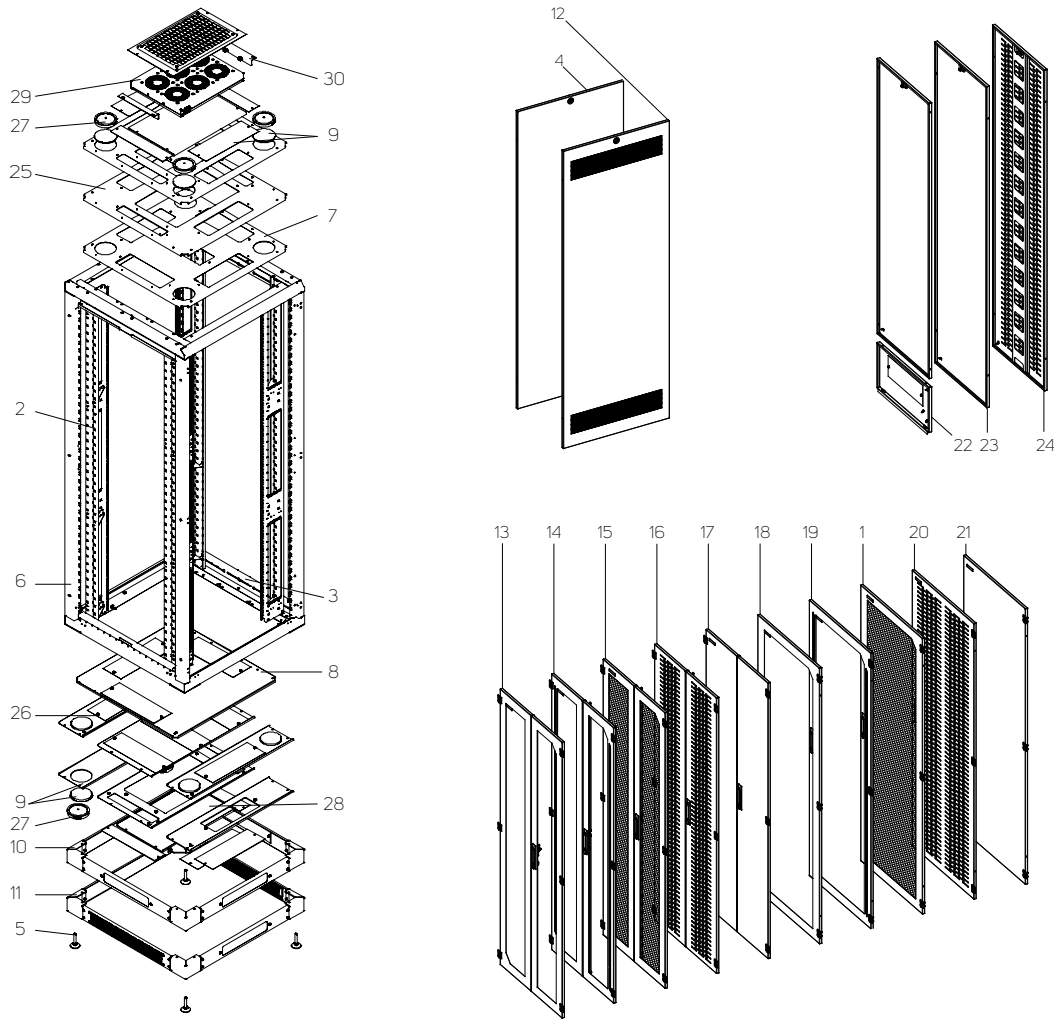
### Adaptation

- Can be adapted for installation of 21" equipment (on request, for 800 mm width only)

### Other

- Installable in blocks with DP-DR-UNI (ordered separately)
- GND/earthing kit included

# RSF RACKS

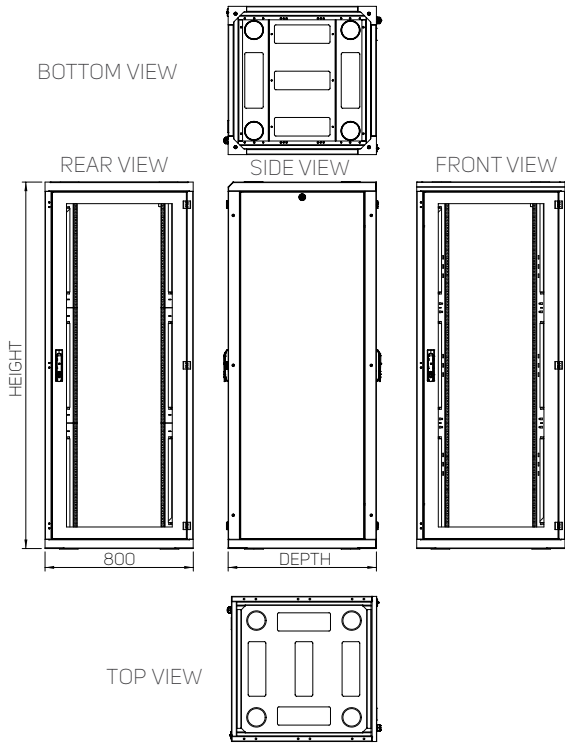


STANDARD CONFIGURATION (short Code only)		OPTIONS	
1	Front and rear vented door 86% with multipoint swivel handle lock	10	Plinth
2	2 pairs A-type 19" sliding extrusions	11	Plinth with filter
3	Vertical extrusion holders	12	1 pair of side panels with perforation
4	1 pair side panels with lock	13	Vertically divided glass door <sup>1,2</sup>
5	Adjustable feet	14	Vertically divided glass door with perforation <sup>1,2</sup>
6	Rack frame	15	Vertically divided vented door 86% <sup>2</sup>
7	Removable F-design top plate with cable entry openings	16	Vertically divided perforated sheet steel door <sup>2</sup>
8	Removable segmented bottom plate set (consists of C and F-design plates; may differ for other rack footprints) with cable entry openings	17	Vertically divided sheet steel door <sup>2</sup>
9	Plastic caps and blank panels for cable entry openings	18	Glass door
-	GND/earthing kit	19	Glass door with side perforation
-	28 mounting kits	20	Perforated sheet steel door
-	FREE BONUS: 2 rounded cable grommets with brush DP-KP-RB4	21	Sheet steel door
		22	Rear panel with module
		23	Rear panel – 1 piece
		24	Rear panel – perforated
		25	Removable B-design top plate with cable entry and ventilation openings
		26	Removable segmented bottom plate set (consists of B and G-design plates; may differ for other rack footprints) with cable entry and ventilation openings
		27	Rounded cable grommet with brush
		28	Blank panels for ventilation openings
		29	Ventilation unit
		30	Connecting kit with ventilation unit filter

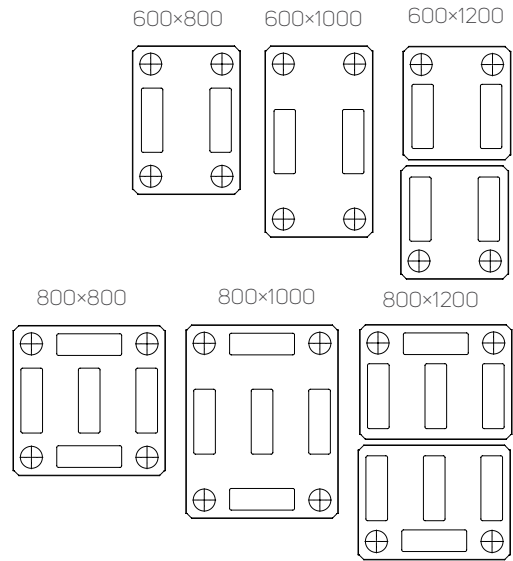
<sup>1</sup>Not available for 600 mm wide racks

<sup>2</sup>Requires multipoint lock

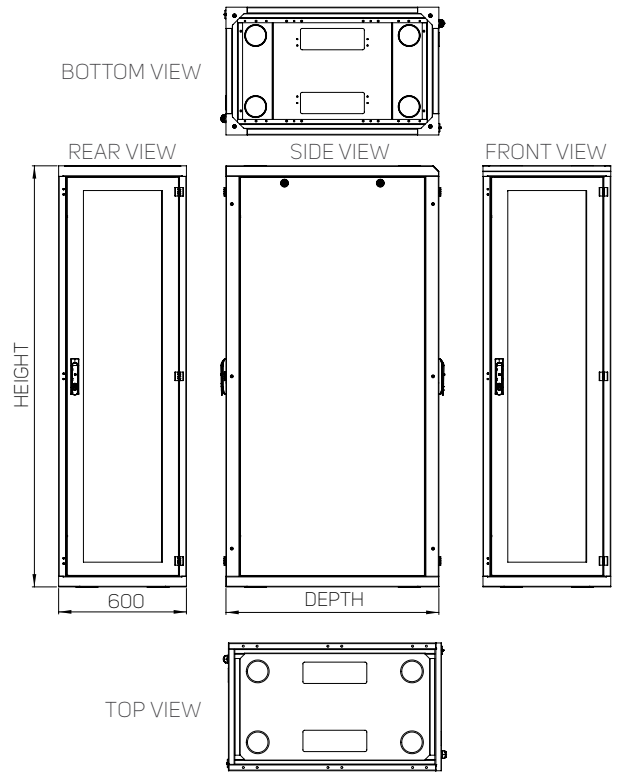
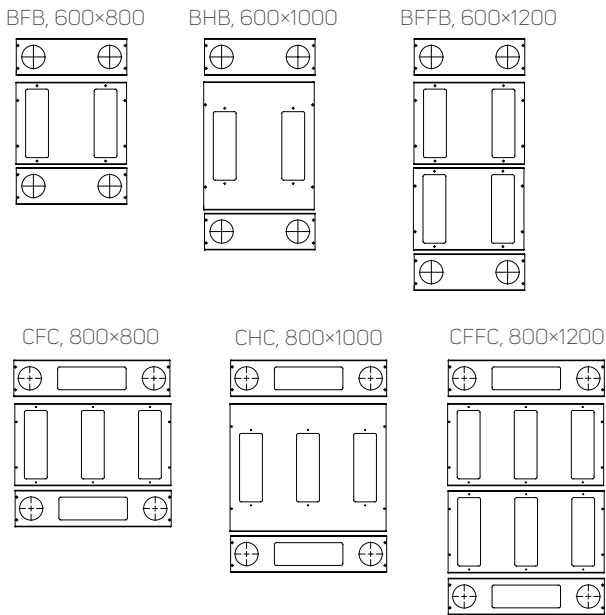
TECHNICAL DRAWING



TOP PLATES – F DESIGN



BOTTOM PLATES



RSF RACKS – CABLE ENTRIES AND VENTILATION OPENINGS

Rack dimensions (width × depth)	Top plate openings		Bottom plate openings	
	300×100 mm	4" (Ø 100 mm)	300×100 mm	4" (Ø 100 mm)
600×800 mm	2×	4×	2×	4×
600×1000 mm	2×	4×	2×	4×
600×1200mm	4×	4×	4×	4×
800×800 mm	5×	4×	5×	4×
800×1000 mm	5×	4×	5×	4×
800×1200 mm	8×	4×	8×	4×

**ORDERING AND SHIPPING INFORMATION:** Configure the rack that meets your requirements. The ordering matrix below will help you create a Code. As soon as you have the Code, please contact your Conteg products distributor. Please note that all RSF RACKS ARE DELIVERED FULLY ASSEMBLED and palletized!

## FOLLOW THE STEPS TO SET UP THE DESIRED RSF RACK CODE!

**R S F - 1. - 2. / 3. 4. - 5. 6. 7. 8. 9. - 10. 11. 12. - 13.**

An example of a correct Code:

**R S F - 48 - 80 / 12 A - W W F W A - 2 E F - H**

1. HEIGHT		
Code	Height (in U)	External height (mm)
27	27	1311
42	42	1978
45	45	2111
48	48	2245
52	52	2423

2. WIDTH	
Code	Width (mm)
60	600
80	800

3. DEPTH		
Code	Depth (mm)	Useful depth (mm)
8	800 <sup>1</sup>	731
10	1000	931
12	1200 <sup>2</sup>	1131

<sup>1</sup> Not available for 52U  
<sup>2</sup> Not available for 27U

4. EXTRUSION			
Code	Front pair	Rear pair	Note
A	A	A	A-type extrusions, non-divided (600 or 800 mm wide) extrusions without horizontal holders (for 800 mm provide additional 24U of installation space – valid for racks 42U and taller) adjustable from inside, blank panels not included
T	L	L divided	L-type extrusions, rear pair divided – for racks 600 mm wide only
U	P	P divided	P-type extrusions, rear pair divided – for racks 800 mm wide only, each extrusion with up to 3 additional 19" vertical positions (27U has 2 positions only), blank panels not included

5. FRONT DOOR	
Code	Note
O	Without door <sup>1</sup>
G	Glass door
S	Sheet steel door
P	Perforated sheet steel door <sup>2</sup>
T	Glass door with side perforation <sup>3</sup>
W	Vented door (perforation rate 86%) <sup>2</sup>
A	Vertically divided glass door <sup>4*</sup>
B	Vertically divided glass door with side perforation <sup>5*</sup>
C	Vertically divided sheet steel door <sup>4</sup>
D	Vertically divided perforated sheet steel door <sup>5</sup>
F	Vertically divided vented door (perforation rate 86%) <sup>5</sup>
	Other

<sup>1</sup> No IP protection  
<sup>2</sup> IP20 max.  
<sup>3</sup> IP30 max.  
<sup>4</sup> Multipoint lock only  
<sup>5</sup> Multipoint lock only, IP20 max.  
<sup>6</sup> Multipoint lock only, IP30 max.  
<sup>\*</sup> Options apply for RSF 800 only

6. FRONT DOOR LOCK	
Code	Note
V	Swivel handle, DIN profile, universal key 333
W	Swivel handle, DIN profile, universal key 333, multipoint
G	Swivel handle with combination lock, individual key
H	Swivel handle with combination lock, individual key, multipoint
1	Electronic door lock with profile half cylinder, cable 4 m
2	Electronic door lock with profile half cylinder and built-in card reader (EM&HID Prox format 125 kHz), 4.5 m cables included
3	Electronic door lock with profile half cylinder, cable 4m, multipoint
4	Electronic door lock with profile half cylinder and built-in card reader (EM&HID Prox format 125 kHz), 4.5 m cables included, multipoint
	Other

7. REAR DOOR / PANEL	
Code	Note
O	Without panel/door <sup>1</sup>
G	Glass door
S	Sheet steel door
P	Perforated sheet steel door <sup>2</sup>
T	Glass door with side perforation <sup>3</sup>
W	Vented door (perforation rate 86%) <sup>2</sup>
A	Vertically divided glass door <sup>4*</sup>
B	Vertically divided glass door with side perforation <sup>5*</sup>
C	Vertically divided sheet steel door <sup>4</sup>
D	Vertically divided perforated sheet steel door <sup>5</sup>
F	Vertically divided vented door (perforation rate 86%) <sup>2</sup>
Y	Rear panel – single piece <sup>3,7</sup>
R	Rear panel – divided, with cable entry <sup>7</sup>
Z	Perforated rear panel – single piece <sup>8</sup>
	Other

<sup>1</sup> No IP protection  
<sup>2</sup> IP20 max.  
<sup>3</sup> IP30 max.  
<sup>4</sup> Multipoint lock only  
<sup>5</sup> Multipoint lock only, IP20 max.  
<sup>6</sup> Multipoint lock only, IP30 max.  
<sup>7</sup> Lock code U or X only  
<sup>8</sup> Lock code U or X only, IP20 max.  
<sup>\*</sup> Options apply for RSF800 only

8. REAR DOOR / PANEL LOCK	
Code	Options
V	Swivel handle, DIN profile, universal key 333
W	Swivel handle, DIN profile, universal key 333, multipoint
G	Swivel handle with combination lock, individual key
H	Swivel handle with combination lock, individual key, multipoint
1	Electronic door lock with profile half cylinder, cable 4 m
2	Electronic door lock with profile half cylinder and built-in card reader (EM&HID Prox format 125 kHz), 4.5 m cables included
3	Electronic door lock with profile half cylinder, cable 4 m, multipoint
4	Electronic door lock with profile half cylinder and built-in card reader (EM&HID Prox format 125 kHz), 4.5 m cables included, multipoint
U	Lock for rear panel, universal key
X	Lock for rear panel, keyed different
	Other

9. SIDE PANELS (BOTH SIDES)*	
Code	Note
O	No side panels
A	2 side panels, sheet steel, universal key
B	1 side panel, sheet steel, universal key
C	2 side panels, sheet steel, individual key
D	1 side panel, sheet steel, individual key
E	2 side panels, sheet steel with perforation, universal key
F	1 side panel, sheet steel with perforation, universal key
G	2 side panels, sheet steel with perforation, individual key
H	1 side panel, sheet steel with perforation, individual key
	Other

\* Open side/sides results in no IP protection; side panels with perforation result in IP20 max protection rating.

10. IP RATING <sup>1</sup>	
Code	Note
O	IP00
2	IP20
3	IP30
4	IP40
5	IP54 <sup>2</sup>
A	A/C ready <sup>2,3</sup>

<sup>1</sup> According to EN 60529  
<sup>2</sup> Ready for A/C unit installation; recommended when cooling planned or required; IP54 when A/C unit installed according to instructions  
<sup>3</sup> Multipoint lock only

11. PLATES <sup>1</sup>			
Code	Top Plate	Bottom plate	Note
A	P	X	Top and bottom single piece plates required for IP54
C	no top	X	Open top – for A/C-ready option (table 10)
E	F	XXX/XXXX <sup>2</sup>	Standard – one piece top plate, segmented bottom plate
F	F	no bottom <sup>3</sup>	Open bottom – ready for installation on raised floor or plinth
X	no top <sup>3</sup>	no bottom <sup>3</sup>	Open top and bottom, for individual plates go to page 21

<sup>1</sup> See pg. 21 for more information  
<sup>2</sup> 600×800: BFB, 600×1000: BHB, 600×1200: BFFB, 800×800: CFC, 800×1000: CHC, 800×1200: CFFC  
<sup>3</sup> Open top or bottom results in no IP protection, unless otherwise stated

12. LOAD RATING		
Code	Load rate (kg)	Note
A	1000	27U only
F	1500	Balanced load

13. COLOR	
Code	Note
B	RAL 7035 (light gray)
H	RAL 9005 (black)

**Configure IT rack on-line** [www.conteg.com/configurators](http://www.conteg.com/configurators)

## RSF RACKS – TECHNICAL DATA AND DIMENSIONS

Code	H (in U)	Load rating (kg)	Dimensions (mm)				Dimensions incl. packing (mm)			Gross weight (kg)
			H *	W	D	Useful depth	H	W	D	
RSF-27-60/8A	27	1000	1311	600	800	731	1500	640	840	85
RSF-42-60/8A	42	1500	1978	600	800	731	2160	640	840	112
RSF-45-60/8A	45	1500	2111	600	800	731	2290	640	840	119
RSF-48-60/8A	48	1500	2245	600	800	731	2430	640	840	123
RSF-27-60/10A	27	1000	1311	600	1000	931	1500	640	1040	109
RSF-42-60/10A	42	1500	1978	600	1000	931	2160	640	1040	135
RSF-45-60/10A	45	1500	2111	600	1000	931	2290	640	1040	142
RSF-48-60/10A	48	1500	2245	600	1000	931	2430	640	1040	148
RSF-52-60/10A	52	1500	2423	600	1000	931	2608	640	1040	156
RSF-42-60/12A	42	1500	1978	600	1200	1131	2160	640	1240	149
RSF-45-60/12A	45	1500	2111	600	1200	1131	2290	640	1240	170
RSF-48-60/12A	48	1500	2245	600	1200	1131	2430	640	1240	178
RSF-52-60/12A	52	1500	2423	600	1200	1131	2608	640	1240	189
RSF-27-80/8A	27	1000	1311	800	800	731	1500	840	840	100
RSF-42-80/8A	42	1500	1978	800	800	731	2160	840	840	134
RSF-45-80/8A	45	1500	2111	800	800	731	2290	840	840	141
RSF-48-80/8A	48	1500	2245	800	800	731	2430	840	840	147
RSF-27-80/10A	27	1000	1311	800	1000	931	1500	840	1040	124
RSF-42-80/10A	42	1500	1978	800	1000	931	2160	840	1040	157
RSF-45-80/10A	45	1500	2111	800	1000	931	2290	840	1040	165
RSF-48-80/10A	48	1500	2245	800	1000	931	2430	840	1040	173
RSF-52-80/10A	52	1500	2423	800	1000	931	2608	840	1040	184
RSF-42-80/12A	42	1500	1978	800	1200	1131	2160	840	1240	175
RSF-45-80/12A	45	1500	2111	800	1200	1131	2290	840	1240	198
RSF-48-80/12A	48	1500	2245	800	1200	1131	2430	840	1240	208
RSF-52-80/12A	52	1500	2423	800	1200	1131	2608	840	1240	220

\* Height in mm without feet; for feet add 16–45 mm

## Recommended accessories



### CoolTeg Plus Cooling Units

More information [on page 81](#)



### High Density Wire Management

More information [on page 60](#)



### Intelligent Power – Monitored

More information [on page 107](#)



[www.conteg.com](http://www.conteg.com)



**CONTEG, spol. s r.o.**

**Headquarters:**

Na Vítězské pláni 1719/4  
140 00 Prague 4  
Czech Republic  
Tel.: +420 261 219 182  
[conteg@conteg.com](mailto:conteg@conteg.com)  
[www.conteg.com](http://www.conteg.com)

**Production plant:**

K Silu 2179  
393 01 Pelhřimov  
Czech Republic  
Tel.: +420 565 300 300

**Local Branches/Offices:**

Austria/Germany/Switzerland:	+420 261 219 182
Benelux:	+31 76 5420 709
Southeastern Europe:	+49 172 8484 346
Finland:	+358 50 414 1257
France/Italy/Maghreb:	+33 1 60 04 55 90
Middle East:	+971 55 508 3241
Russia/CIS:	+7 495 967 3840
Saudi Arabia:	+966 54 000 2341

**CONTEG**